



How to Use DR Access Learn DRAccessLearn.org

DR Access Learn is the site for training and professional development activities for DRDP (2015) special education assessors. This guide assists you in creating an account and successfully using DR Access Learn.

Contents

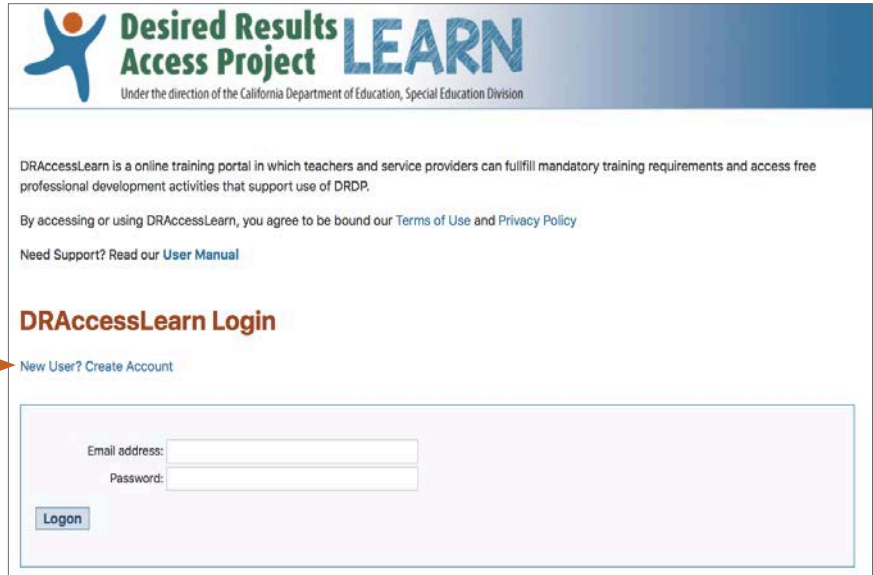
Create an Account.....	2
Register for “Using the DRDP (2015) for Special Education”.....	3
Register for Subsequent Learning Paths (Training Courses).....	4
Using “My Dashboard”.....	5
Update Your Profile.....	6
Reset Your Password.....	7
Download Your Certificate.....	8

For questions about using DR Access Learn, email info@draccess.org or call (800) 673-9220 ext.2

Create an Account

You will need an account in DR Access Learn to access required training for the DRDP (2015) for special education.

- 1) Go to DRAccessLearn.org
- 2) If you are new to DR Access Learn, click on "Create Account."



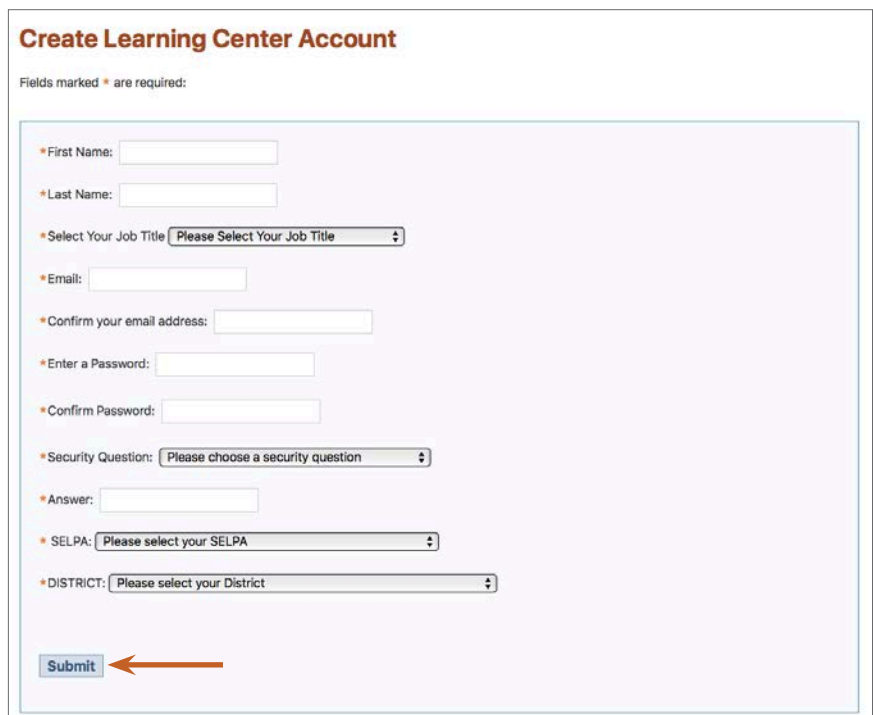
- 3) Complete the registration form. The email address that you provide will be your DR Access Learn login name.

For security, your password must:

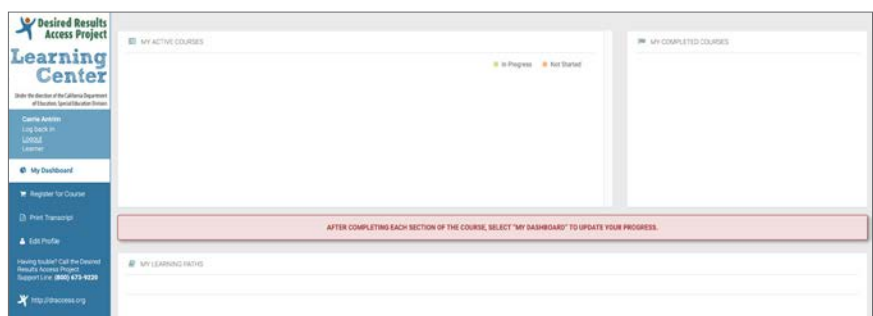
- Be at least 8 characters from at least 3 of the 4 categories:
 - Uppercase letters (A to Z)
 - Lowercase letters (a to z)
 - Numbers (0 to 9)
 - Special characters (e.g., #, %, &)
- NOT be the same as your email/username

- 4) Select a security question from the drop down menu and then answer the question.
- 5) Click "Submit."

Note: store your password and security question/answer in a secure location!



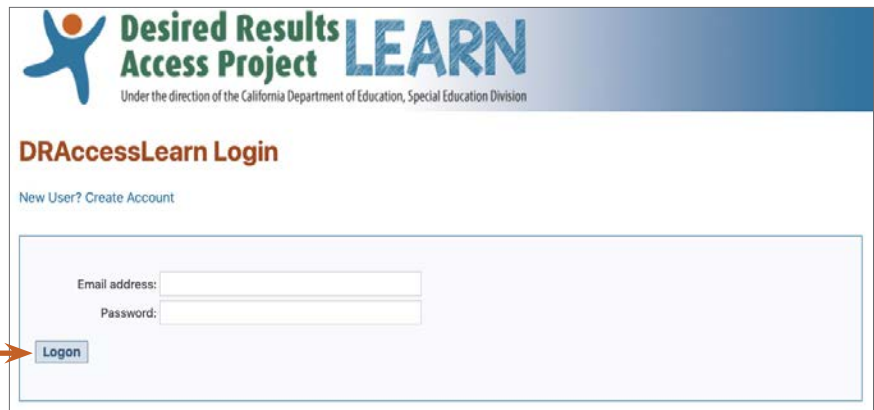
- 6) You will be redirected to "My Dashboard" in DR Access Learn.



Register for “Using the DRDP (2015) for Special Education”

A Learning Path is a training session online course, or web conference.


- 1) Log in to your account:
 - a. Go to: DRAccessLearn.org
 - b. Type in your email address and password.
 - c. Click “Logon.”



- 2) Click on “Register for Course”:
 - a. Choose the Learning Path you would like to take.
 - b. Click the green “Register” box at the bottom of the box you chose.
 - c. If you completed the “Using the DRDP (2015) for Special Education” course, you will automatically be enrolled in the next course “Using DR Access Reports”.



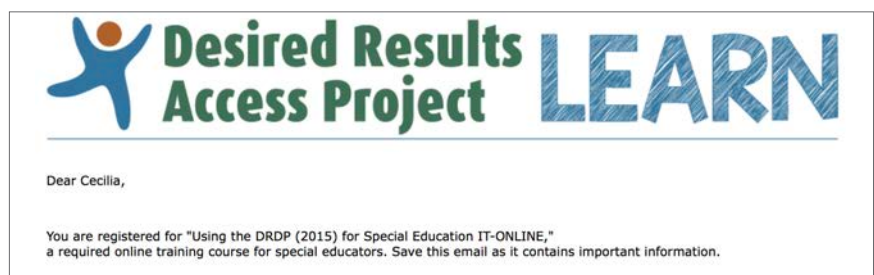
- 3) Click on “Proceed to Register,” located on the right top corner.



- 4) Confirm the correct Learning Path has been added and click on the “Confirm” button to complete your registration. Please note that there is no cost for any DR Access Learn activity.



- 5) After you have clicked on the “Confirm” button, you will receive an email with further details about your Learning Path.

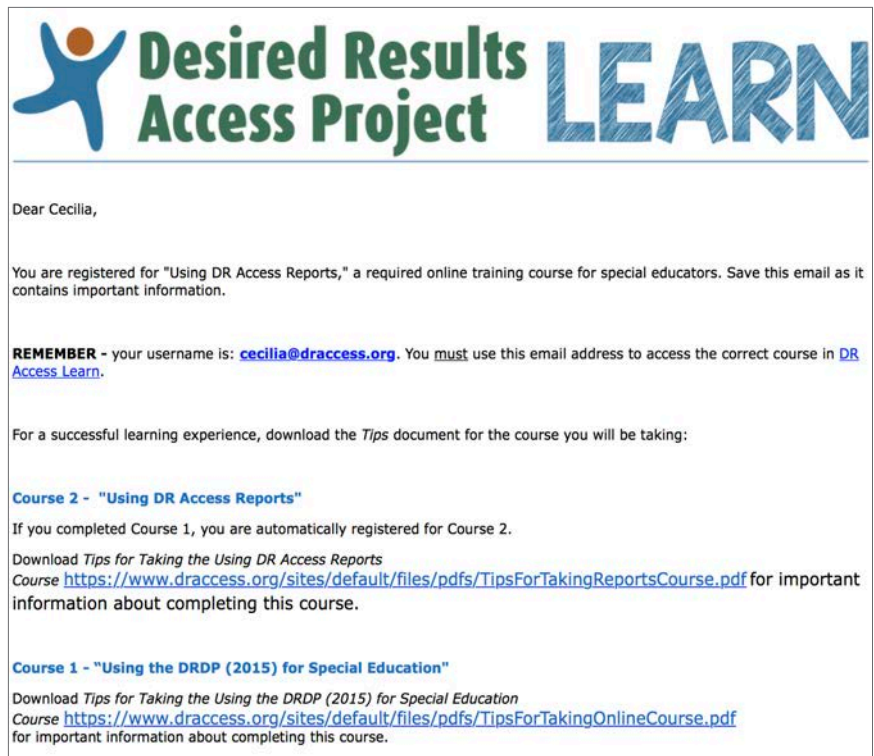


Register for Subsequent Learning Paths (Training Courses)

Once you have completed the first Learning Path or training “Using the DRDP (2015) for Special Education”, you will be automatically enrolled in the next Learning Path.

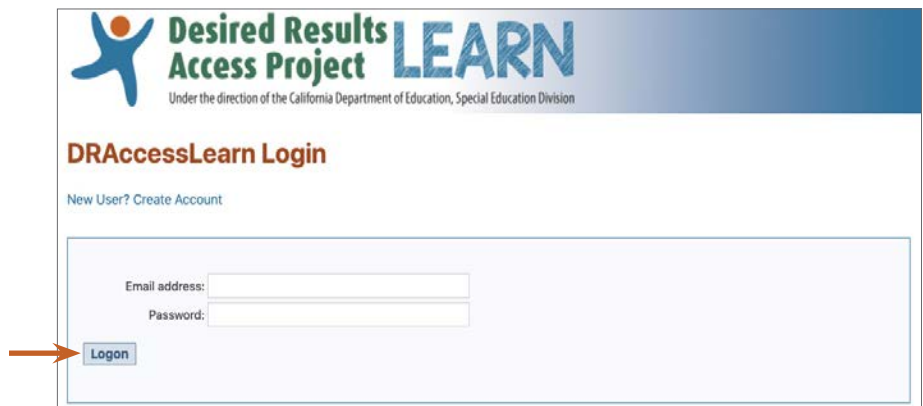
- 1) You will receive a registration confirmation email with your username and important information about the training.

Do not create a new account.



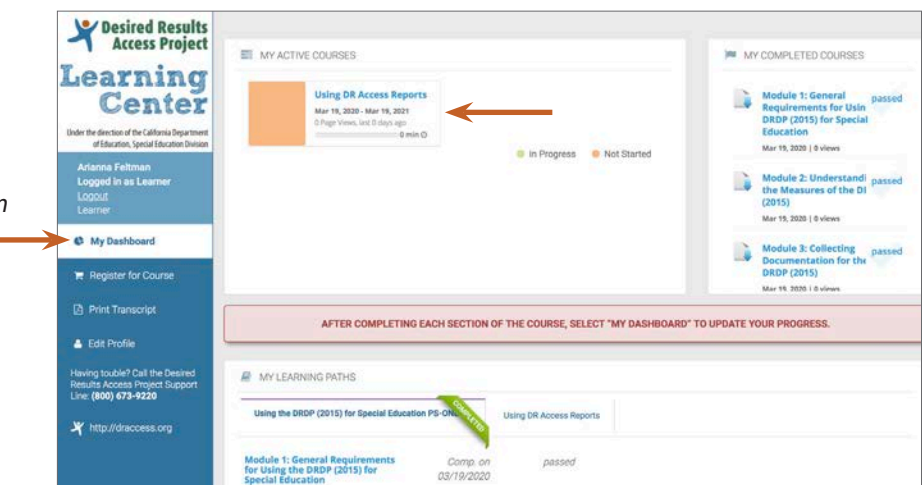
- 2) Log in to your account:
 - a. Go to: DRAccessLearn.org
 - b. Type in your email address and Password. See “Forgot Your Password” section if you do not remember your password.
 - c. Click “Logon.”

Do not create a new account.



- 3) Go to “My Active Courses” and launch the course.

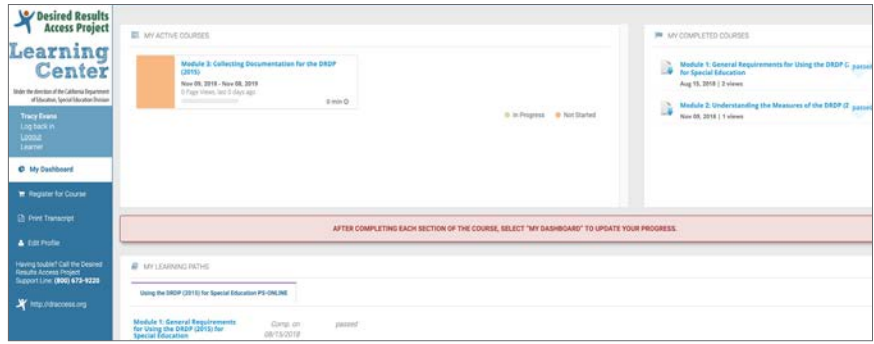
Note that the course will open up in a new window. Please do not close any windows. If you do not see the course, a popup blocker may be preventing it from opening. Please disable popup blockers for the site.



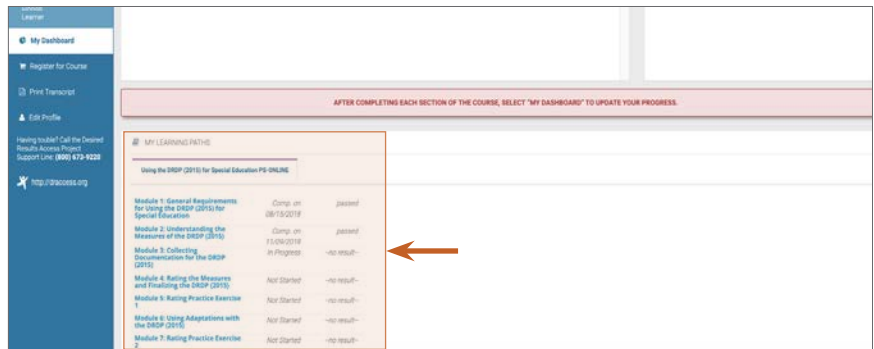
Using “My Dashboard”

This page is an overview of your activities in DR Access Learn.

- 1) It displays:
 - a) Your Learning Paths
 - b) Your Active Courses, and
 - c) Your Completed Courses



- 2) The “MY LEARNING PATHS” window displays what you need to complete. Note that the learning path launches from the “MY ACTIVE COURSES” window (in the next step).

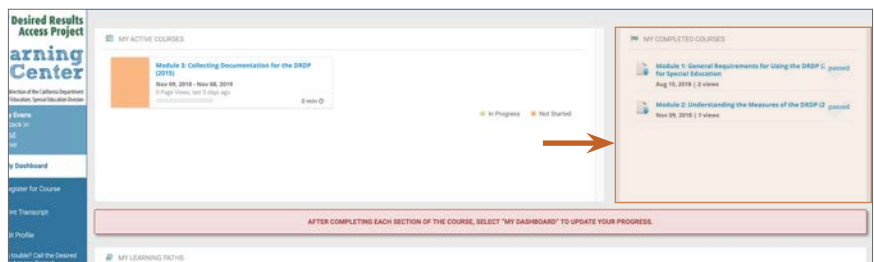


- 3) “MY ACTIVE COURSES” shows what you are currently working on. You will launch your activities from this window.

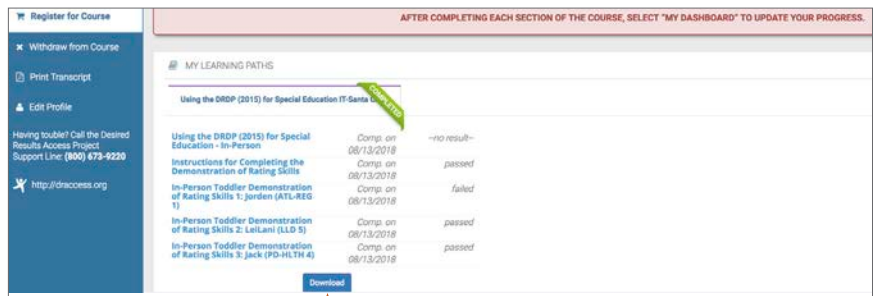
Important: Remember to refresh your screen, by clicking on “My Dashboard” in the left-hand blue menu after completing each activity.



- 4) The “MY COMPLETED COURSES” window displays what you have completed.



- 5) Once you completed your learning path, the “MY LEARNING PATHS” window displays a green “COMPLETED” ribbon. Scroll down until the “Download” button appears at the bottom.



- 6) Click “Download” to display your certificate and then download it to your computer.

Update Your Profile

On this page, you can update your SELPA and district information.

- 1) Log in to your account:
 - a. Go to: DRAccessLearn.org
 - b. Type in your email address and Password.
 - c. Click "Logon."

Desired Results Access Project LEARN
Under the direction of the California Department of Education, Special Education Division

DRAccessLearn Login

New User? Create Account

Email address:

Password:

- 2) Click on "Edit Profile" on the left hand side to update your information.

Desired Results Access Project Learning Center

Under the direction of the California Department of Education, Special Education Division

My Dashboard

Register for Course

Print Transcript

Edit Profile

Having trouble? Call the Desired Results Access Project Support Line (800) 473-9229

http://draccess.org

MY ACTIVE COURSES

Module 3: Collecting Documentation for the DRDP (2015)
Nov 05, 2018 - Nov 08, 2018
27 Pages (view all 27 days left)

0 Wks D

In Progress Not Started

MY COMPLETED COURSES

Module 1: General Requirements for Using the DRDP for Special Education
Aug 15, 2018 | 2 views

Module 2: Understanding the Measures of the DRDP
Nov 05, 2018 | 1 views

AFTER COMPLETING EACH SECTION OF THE COURSE, SELECT "MY DASHBOARD" TO UPDATE YOUR PROGRESS.

MY LEARNING PATHS

Using the DRDP (2015) for Special Education PS-ONLINE

- 3) Once you have confirmed and/or updated your information, click on "Update Profile"

Please make sure to provide your SELPA and district information.

If you would like to change your email address, please call us at 800-673-9220 ext. 2.

Edit Arianna Feltman Profile

Username: ari@draccess.org

*First Name

*Last Name

*Select Your Job Title

Phone

*Security Question:

*Security Question Answer

*SELPA

*District

Reset Your Password

- 1) If you have forgotten your password, click on the "Forgot Password?" link at the bottom of the Login page.

- 2) Enter your email address and click "Submit."

- 3) A confirmation message will display, indicating that you will receive an email shortly with instructions for resetting your password.

- 4) Go to your email application and open the email you have received from info@draccess.org.

Click on the link "Password Reset". This link expires 24 hours from the time it was sent.

- 5) A new window will open up where you can reset your password.
 - Answer the security question that you chose when you created your account.
 - Provide a new password
 - Passwords must contain at least 8 characters, including 3 of the following: uppercase letters, lowercase letters, numbers, or special characters.
 - Click on "Update Password."
- 6) If you do not remember the answer to your security question, contact us at 800-673-9220, extension 2.

Reset Your Password

Answer your security question below.
Enter a new password.
Then use the 'Update Password' button to reset your password.

Email Address: tom.tranfaglia@draccess.org
Security Question: City (town, village) where you were born

Answer:

• Enter a Password:

• Confirm Password:

Download Your Certificate

- 1) Once you completed your learning path, the "MY LEARNING PATHS" window displays a green "COMPLETED" ribbon and a "Download" button appears at the bottom.
- 2) Click on the name of the "Learning Path" for which you would like to print a certificate. Scroll down and click "Download" to display your certificate and then download it to your computer.

MY LEARNING PATHS

Using the DRDP (2015) for Special Education PS-ONLINE COMPLETED

Using DR Access Report COMPLETED

Module 1: General Requirements for Using the DRDP (2015) for Special Education	Comp. on 03/19/2020	passed
Module 2: Understanding the Measures of the DRDP (2015)	Comp. on 03/19/2020	passed
Module 3: Collecting Documentation for the DRDP (2015)	Comp. on 03/19/2020	passed
Module 4: Rating the Measures and Finalizing the DRDP (2015)	Comp. on 03/19/2020	passed
Module 5: Rating Practice Exercise 1	Comp. on 03/19/2020	passed
Module 6: Using Adaptations with the DRDP (2015)	Comp. on 03/19/2020	passed
Module 7: Rating Practice Exercise 2	Comp. on 03/19/2020	passed
Module 8: Instructions for Completing the Demonstration of Rating Skills	Comp. on 03/19/2020	passed
Preschool Demonstration of Rating Skills 1 Cameron (SED 4)	Comp. on 03/19/2020	passed
Preschool Demonstration of Rating Skills 2 Fernando (PD-HLTH 3)	Comp. on 03/19/2020	passed
Preschool Demonstration of Rating Skills 3 Matthew (COG 2)	Comp. on 03/19/2020	passed

